PLENARY SESSION

Queensland **transmission network** update



Seán Mc Goldrick
Chief Executive
Powerlink Queensland

The Queensland difference







Delivering a **safe, affordable, reliable** and **sustainable** network for our customers

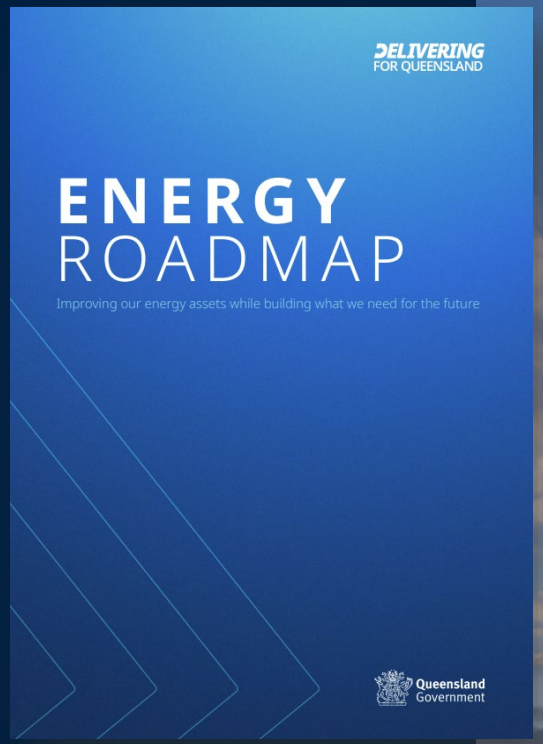





One year on from the launch of the **Energy Roadmap**...

7 network connection projects completed with a combined capacity of ~2GW

16 connection projects under construction with a total capacity of ~4GW

98.8% of planned network maintenance completed

Committed to sharing our customer connection performance each year through the connections guarantee



Safety

Community Electrical Safety Action Plan 2025-2030

SAFE FOR LIFE
Everyone. Everywhere. Everyday.

A plan to guide our actions to influence safe community behaviour when working and living around high voltage electricity transmission network.

Our focus areas:



Internal systems and workforce competence

(setting ourselves up for success)



Community education and awareness

(setting the community up for success)



Safety leadership and partnerships

(partnering for success)

Affordability

Getting the balance right

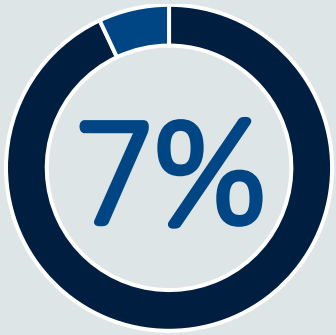

For a typical Queensland residential electricity consumer, the cost of Powerlink's high voltage electricity grid represents around 7% of the total delivered cost of electricity.

NETWORK INVESTMENT

COST TO QUEENSLANDERS

Reliability

Regulated network performance





Customer insights

Our people are our strength, focus on delivery

Powerlink's people and relationships are a key strength

Technical expertise is highly valued

Demonstrate delivery capability

Transparency of future plans

Central Queensland Program

TYPES OF INVESTMENT

- Transmission reinforcement
- System strength projects
- Generator connections

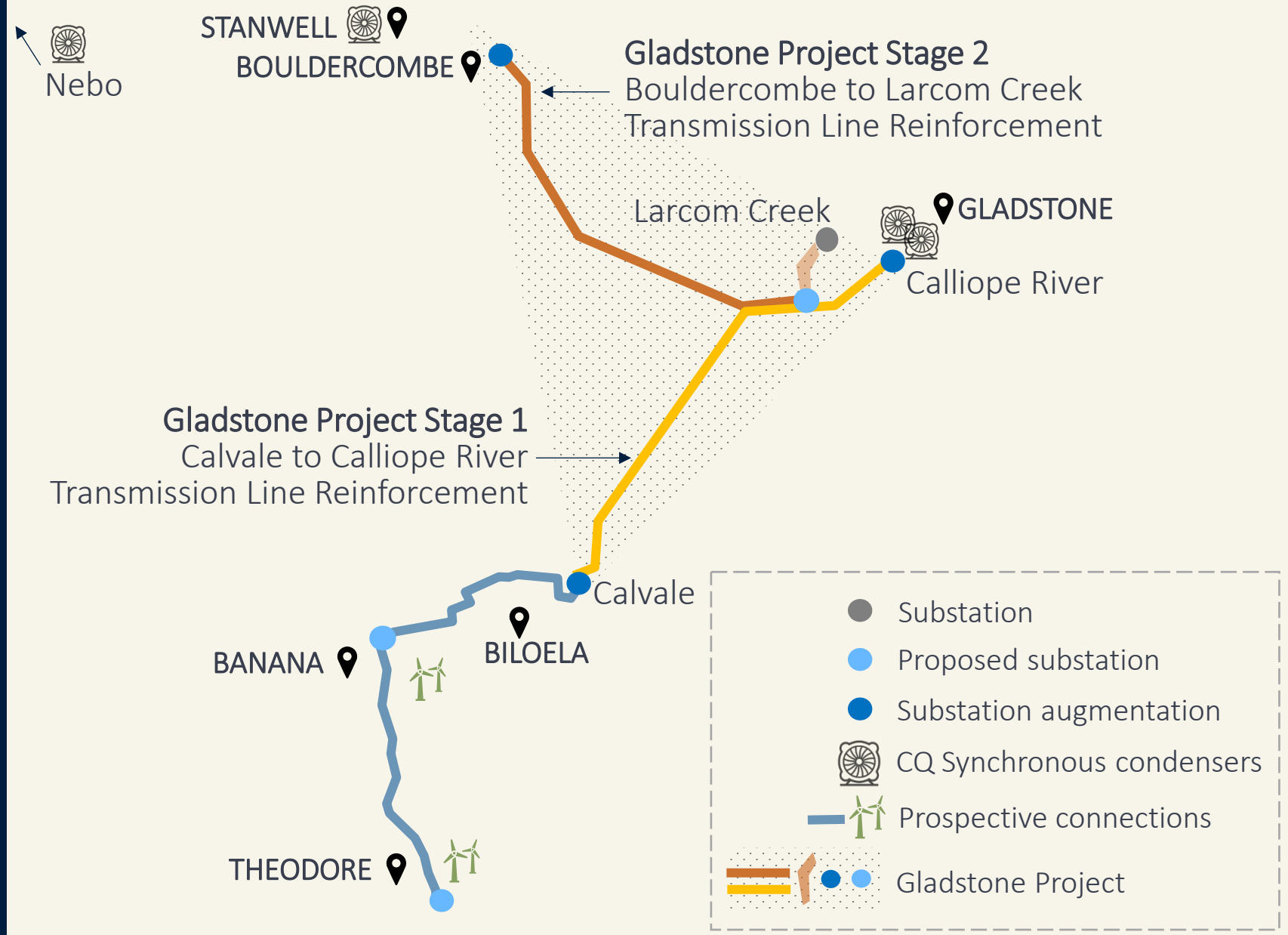

A year in review

THE QUEENSLAND TRANSMISSION NETWORK



DECEMBER 2025

- ✓ Agreement for system strength from Pacific Blue's synchronous condenser at Haughton Solar Farm
- ✓ Broadsound Energy Park energisation
- ✓ Kidston Pumped Hydro energisation



JANUARY 2026

- ✓ 21 new apprentices and 6 new graduates commenced



FEBRUARY 2026

- ✓ 9,462MW Queensland's maximum transmission-delivered demand for 2026
- ✓ Supernode BESS Stage 1 and 2 energisation



MARCH 2026

- ✓ Wambo Wind Farm Stage 2 energisation

A year in review

THE QUEENSLAND TRANSMISSION NETWORK



APRIL 2026

- ✓ Hitachi Energy contracted to supply and install four synchronous condensers
- ✓ Capability Statement Workshop in Biloela, Gladstone and Rockhampton



MAY 2026

- ✓ Woolooga BESS energisation
- ✓ Stanwell BESS energisation



JUNE 2026

- ✓ I started at Powerlink Queensland
- ✓ Improved regulated project delivery, with on-cost performance up 7% and on-time performance up 12%



JULY 2026

- ✓ BMD Constructions signed contract
- ✓ Real-time weather data trial to increase line transfer capacity by up to 40% receives EPRI Award

A year in review

THE QUEENSLAND TRANSMISSION NETWORK







AUGUST 2026

- ✓ CPP signed contract
- ✓ Central Queensland Transmission Network Forum
- ✓ $4 million Central Queensland Investment Program
- ✓ Community Grants

SEPTEMBER 2026

- ✓ 1,908MW Queensland's minimum transmission-delivered demand record
- ✓ Zinfra signed contract
- ✓ Supplier information sessions in Gladstone, Biloela and Rockhampton

OCTOBER 2026

- ✓ Highly Commended Engagement Institute's 2026 Engagement Excellence Awards
- ✓ Published 2026 Transmission Annual Planning Report
- ✓ Applications opened for Calvale to Calliope River Transmission Line Reinforcement Project Neighbour Payment
- ✓ Capability Statement Workshop series in Mackay and Moranbah

GENERATION AND STORAGE PIPELINE

As at November 2026:

- 46 projects at the enquiry stage with combined max output of ~22GW
- 116 connection applications are being processed representing ~45GW
- 15 generation and storage connection projects under construction with combined maximum output of ~4GW



Gas Total ~3.7GW

EXISTING

Braemar 1
Braemar 2
Condamine
Darling Downs
Oakey
Swanbank E
Townsville
Mt Stuart
Yarwun

UNDER CONSTRUCTION

Brigalow GT



Wind* Total ~3.5GW

EXISTING

Clarke Creek Stage 1 Wind Farm
Coopers Gap Wind Farm
Kaban Green Power Hub
MacIntyre Wind Farm
Mt Emerald Wind Farm
Wambo Wind Farm Stage 1 and 2

UNDER CONSTRUCTION

Boulder Creek Wind Farm
Gawara Baya Hybrid Facility
Lotus Creek Wind Farm



*including hybrid with battery

Solar* Total ~5.4GW

EXISTING

Aldoga Solar Farm
Blue Grass Solar Farm
Broadsound Energy Park
Clare Solar Farm
Columboola Solar Farm Stage 1
Darling Downs Solar Farm
Daydream Solar Farm
Edenvale Solar Park
Gangarri Solar Farm
Hamilton Solar Farm
Haughton Solar Farm
Hayman Solar Farm
Lilyvale Solar Farm
Moura Solar Farm
Ross River Solar Farm
Rugby Run Solar Farm
Sun Metals Refinery and Solar Farm
Wandoan South Solar Project Stage 1
Western Downs Green Power Hub
Whitsunday Solar Farm
Woolooga Energy Park Solar Farm

UNDER CONSTRUCTION

Fraser Coast Solar Park
Ganymirra Solar Power Station
Guthrie's Gap Solar Power Station
Lower Wonga Solar Farm Hybrid
Majors Creek Solar Power Station
Punchs Creek Solar Farm
Smoky Creek Solar Power Station

*including hybrid with battery



Pumped Hydro Energy Storage Total ~1GW (~8GWh)

EXISTING

Barron Gorge
Kareeya Power Station
Wivenhoe Power Station

UNDER CONSTRUCTION

Kidston Pumped Hydro



Batteries

Total ~3.9GW (~10.5GWh)

EXISTING

Bouldercombe BESS
Brendale (South Pine) BESS
Chinchilla BESS
Greenbank BESS
Stanwell BESS
Supernode 1 and 2 BESS
Swanbank BESS
Tarong BESS
Ulinda Park BESS
Wandoan BESS
Western Downs Battery Project
Woolooga BESS

UNDER CONSTRUCTION

Supernode BESS Stage 3
Tangkam BESS
Teebar BESS
Yabulu BESS

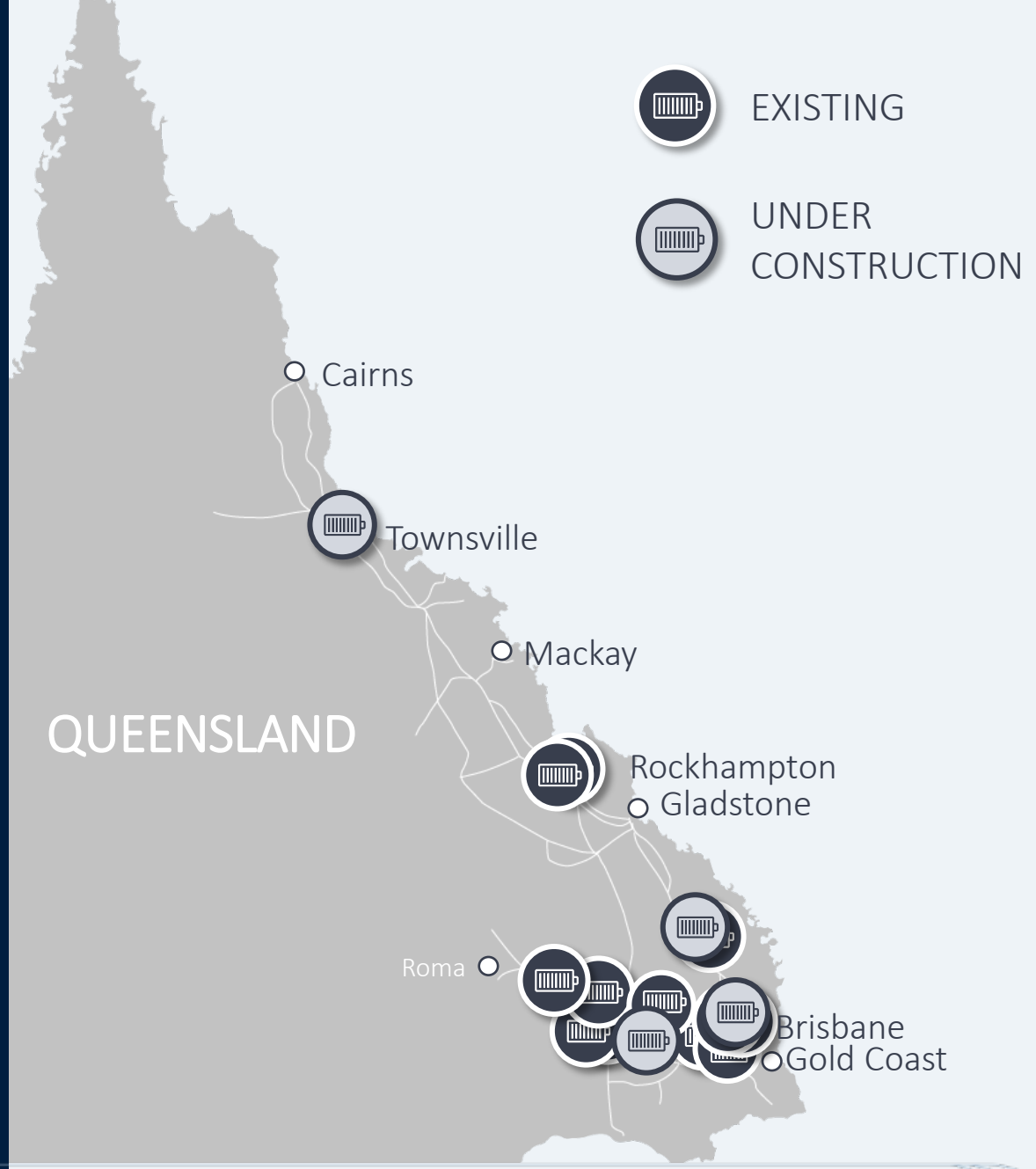

Data centres in the National Electricity Market

Actual average data centre monthly demand and consumption, by region (MW and GWh)

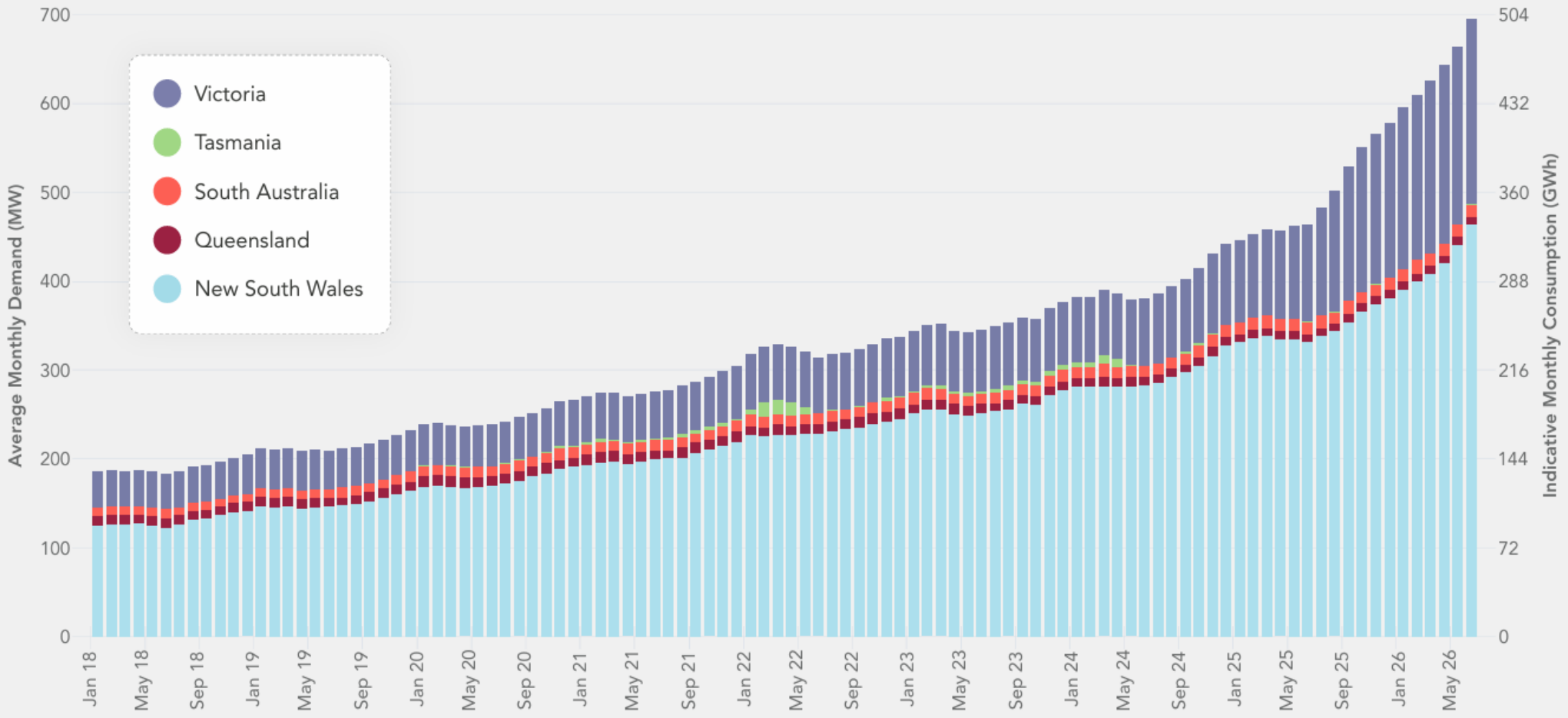

Source: 2026 AEMO Electricity Statement of Opportunities

Distribution flow to transmission

Transmission delivered demand – 27 September 2026

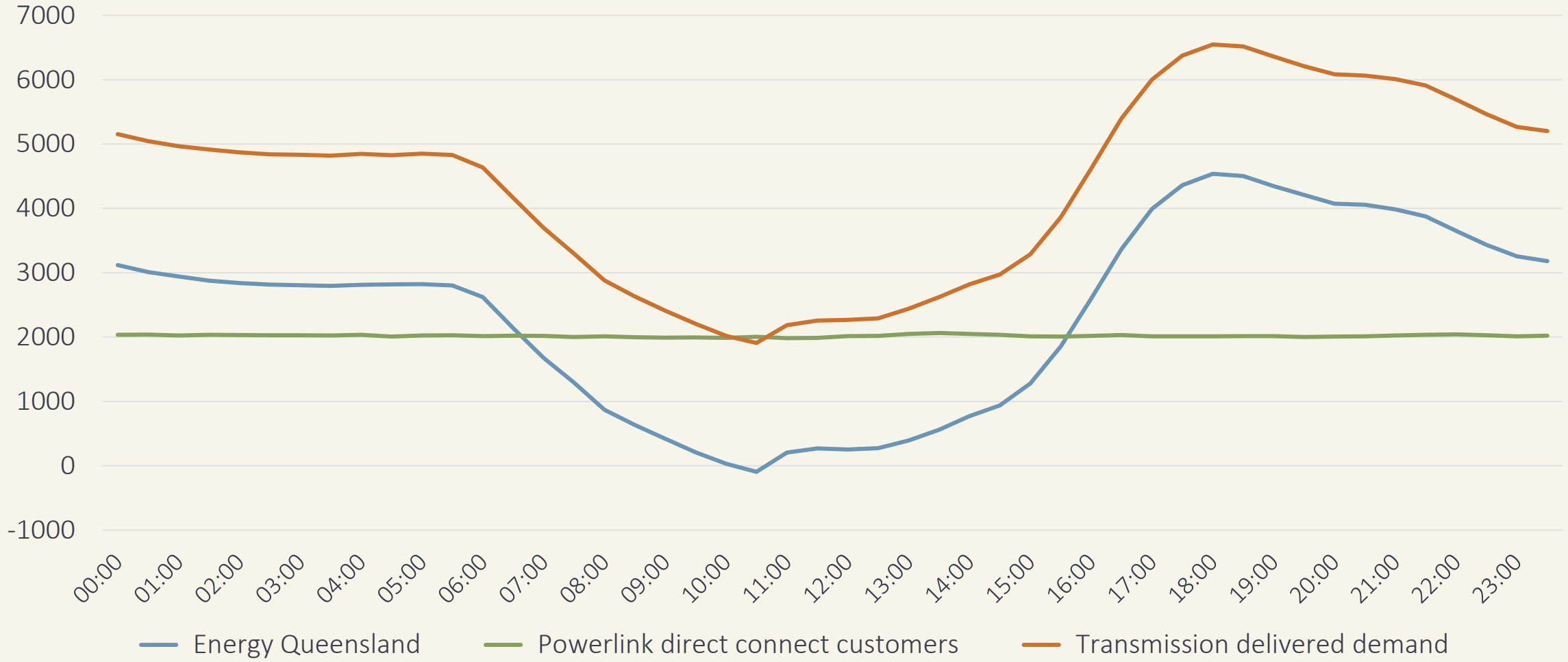

Securing the electricity supply during the

BRISBANE 2032 OLYMPIC AND PARALYMPIC GAMES



GRID RELIABILITY

Reliable electricity supply throughout the Games



GRID PROTECTION

Protection against physical damage and malicious acts



GRID AVAILABILITY

Maximum grid availability throughout the Games


Thank you

Disclaimer: This document is provided in good faith for information purposes only. Powerlink makes no representation or warranty as to its accuracy, reliability, suitability for particular purposes or completeness. It does not constitute legal, regulatory, or business advice and should not replace independent professional advice. To the extent permitted by law, Powerlink accepts no liability for any loss or damage arising from reliance on information in this document or assumptions drawn from it.

